



ICE 7

Vetrina gelato statica
Static ice-cream showcase

-
-
-
-
-
-
-
-




ICE 8


Vetrina gelato statica
Static ice-cream showcase

-
-
-
-
-
-
-
-

Interno in alluminio martellato
Embossed aluminium inner liner



Porta vetro scorrevole
Sliding glass lids

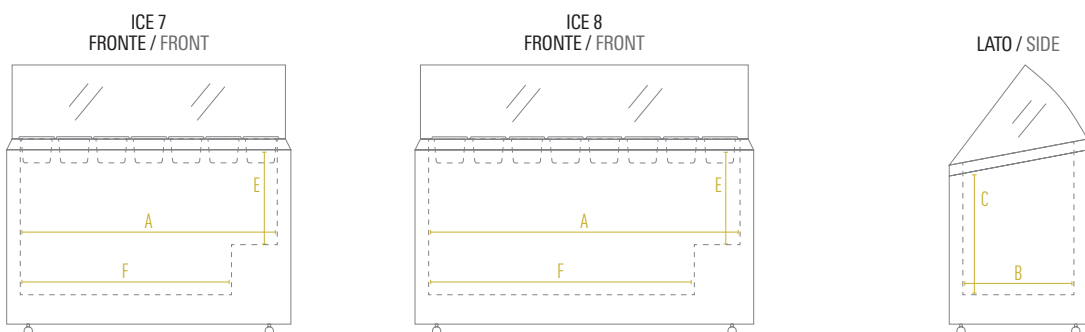


Termometro analogico
Analogue thermometer



Caratteristiche / Features

Modello / Model	ICE 7	ICE 8
Temperatura / Temperature Range	-13 °C / -23 °C	-13 °C / -23 °C
Classe Climatica / Climate Class	4	4
Volume Netto-Lordo / Net-Gross Volume	Lt. 337 / 381	Lt. 414 / 467
Superficie Esterna / Body	Lamiera preverniciata con trattamento anticorrosione Prepainted sheet with anticorrosion treatment	Lamiera preverniciata con trattamento anticorrosione Prepainted sheet with anticorrosion treatment
Superficie Interna / Inner Liner	Alluminio martellato Embossed Aluminium	Alluminio martellato Embossed Aluminium
Termometro / Thermometer	Analogico / Analogue	Analogico / Analogue
Regolatore temperatura / Controller	Meccanico / Mechanical	Meccanico / Mechanical
Spessore isolamento / Insulation thickness	mm 60	mm 60
Sbrinamento / Defrost	Manuale / Manual	Manuale / Manual
Illuminazione / Lighting/	Led	Led
Chiave e serratura / Lock and key	Si / Yes	Si / Yes
Vaschette in acciaio inox e dimensioni (LxPxH) / Non include Stainless steel baskets and dimensions (WxDxH) / Not included	Optional N° 7 - mm 165 x 360 x 100 - lt. 4,25 N° 7 - mm 165 x 360 x 120 - lt. 5	Optional N° 8 - mm 165 x 360 x 100 - lt. 4,25 N° 8 - mm 165 x 360 x 120 - lt. 5
Piedi-Ruote / Feet-Rollers	4 Ruote / 4 Rollers	4 Ruote / 4 Rollers
Peso Netto-Lordo / Net-Gross Weight	Kg 105 / 115	Kg 120 / 131
Voltaggio / Voltage	V 220-240	V 220-240
Frequenza / Frequency	Hz 50	Hz 50
Refrigerante / Refrigerant	R290	R290
Assorbimento / Absorption	W 299	W 293
Consumo Energia / Energy Consumption	KWh/24H 6,72	KWh/24H 8,06


Dimensioni mm / Dimensions mm

Modello / Model	ICE 7	ICE 8
Dimensioni Esterne (LxPxH) / External Dimensions (WxDxH)	1305 x 635 x 1240	1555 x 635 x 1240
Dimensioni Imballo - base refrigerata (LxPxH) / Packaging Dimensions - refrigerated base (WxDxH)	1355 x 700 x 965	1610 x 700 x 965
Dimensioni Imballo - Kit vetri (LxPxH) / Packaging Dimensions - Glass unit (WxDxH)	1390 x 620 x 250	1650 x 620 x 250

Dimensioni Interne mm / Inner Dimensions mm

A - Larghezza / Width	1180	1430
B - Profondità / Depth	510	510
C - Altezza / Height	560	560
E - Altezza Minima / Min. Height	330	330
F - Larghezza Minima / Min. Width	970	1210

Dimensioni Personalizzazione (LxH) mm / Sticker Dimensions (WxH) mm

Lato destro / Right side	625 x 490/379	625 x 490/379
Lato sinistro / Left side	625 x 750/638	625 x 750/638
Frontale / Front	1295 x 643	1545 x 643