




CL 40 VGC - CL 52 VGC - CL 80 VGC

Frigo bibite sopra banco statico con agitatore
Static-fan assisted countertop display cooler



Cassonetto retroilluminato
Backlight canopy



Motoventola assiale
Axial fan motor



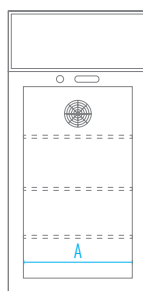
Telaio porta in acciaio AISI 304 - **Optional**
AISI 304 door frame - **Optional**



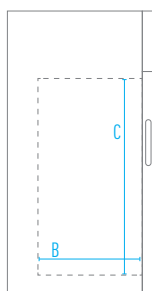
Caratteristiche / Features

Modello / Model	CL 40 VGC	CL 52 VGC	CL 80 VGC
Temperatura / Temperature Range	0 °C / +10 °C	0 °C / +10 °C	0 °C / +10 °C
Classe Climatica / Climate Class	4	4	4
Volume Netto-Lordo / Net-Gross Volume	Lt. 40 / 67	Lt. 52 / 69	Lt. 80 / 98
Superficie Esterna / Body	Lamiera preverniciata con trattamento anticorrosione Prepainted sheet with anticorrosion treatment	Lamiera preverniciata con trattamento anticorrosione Prepainted sheet with anticorrosion treatment	Lamiera preverniciata con trattamento anticorrosione Prepainted sheet with anticorrosion treatment
Superficie Interna / Inner Liner	ABS	ABS	ABS
Telaio porta in acciaio AISI 304 AISI 304 door framework	Optional	Optional	Optional
Termometro / Thermometer	Digitale / Digital	Digitale / Digital	Digitale / Digital
Regolatore temperatura / Controller	Meccanico / Mechanical	Meccanico / Mechanical	Meccanico / Mechanical
Spessore isolamento / Insulation thickness	mm 40	mm 40	mm 40
Sbrinamento / Defrost	Automatico a fermo compressore Automatic compressor cycle	Automatico a fermo compressore Automatic compressor cycle	Automatico a fermo compressore Automatic compressor cycle
Illuminazione / Lighting	Led su perimetro porta Led on door frame	Led su perimetro porta Led on door frame	Led su perimetro porta Led on door frame
Chiusura automatica porta / Self closing door	Si / Yes	Si / Yes	Si / Yes
Chiave e serratura / Lock and key	Si / Yes	Si / Yes	Si / Yes
Mensole (LxP) / Shelves (WxD)	N° 2 - mm 310/322 x 248	N° 2 - mm 332/347 x 275	N° 3 - mm 353/367 x 288
Piedi-Ruote / Feet-Rollers	4 Piedini / 4 Feet	4 Piedini / 4 Feet	4 Piedini / 4 Feet
Peso Netto-Lordo / Net-Gross Weight	Kg 20 / 22	Kg 22 / 24	Kg 29 / 32
Voltaggio / Voltage	V 220	V 220	V 220
Frequenza / Frequency	Hz 50	Hz 50	Hz 50
Refrigerante / Refrigerant	R600A	R600A	R600A
Assorbimento / Absorption	W 76	W 76	W 92
Consumo Energia / Energy Consumption	KwH/24H 0,7	KwH/24H 0,85	KwH/24H 1,0

FRONTE / FRONT



LATO / SIDE


Capienza / Capacity

Modello / Model	CL 40 VGC	CL 52 VGC	CL 80 VGC
Btg cl. 50 / Btl cl. 50	24	30	40
Latt. cl. 33 / Can cl. 33	48	60	80

Dati indicativi e variabili a seconda dei diversi packaging
Variable data depending on the different packaging

Dimensioni mm / Dimensions mm

Modello / Model	CL 40 VGC	CL 52 VGC	CL 80 VGC
Dimensioni Esterne (LxPxH) External Dimensions (WxDxH)	400 x 415 x 733	420 x 460 x 793	460 x 470 x 933
Dimensioni Imballo (LxPxH) Packaging Dimensions (WxDxH)	450 x 445 x 777	470 x 490 x 837	510 x 500 x 977

Dimensioni Interne mm / Inner Dimensions mm

A - Larghezza / Width	320	345	370
B - Profondità / Depth	255	310	310
C - Altezza / Height	470	515	650

Dimensioni Personalizzazione (LxH) mm / Sticker Dimensions (WxH) mm

Lato / Side	315 x 697	360 x 757	370 x 906
Vetro / Glass	314 x 442	333 x 500	374 x 640
Opalina / Canopy	380 x 180	400 x 180	440 x 180