




**CAPRI 180**

Isola statica con sbrinamento automatico -  
vetro curvo scorrevole  
Static jumbo island freezer with automatic defrost -  
sliding curved glass



Sistema a risparmio energetico con  
compressore VCC a velocità variabile

Energy saving system with VCC (variable  
speed) compressor



**CAPRI 210**

Isola statica con sbrinamento automatico -  
vetro curvo scorrevole  
Static jumbo island freezer with automatic defrost -  
sliding curved glass



Isola combinata  
Combined island



SMART LINK WIFI

Separatori  
Separators



Luci led  
Led lighting

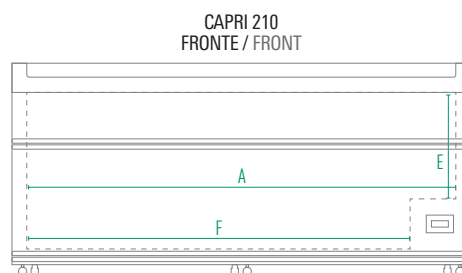
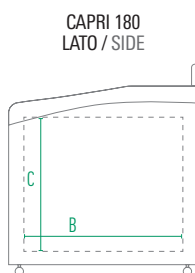
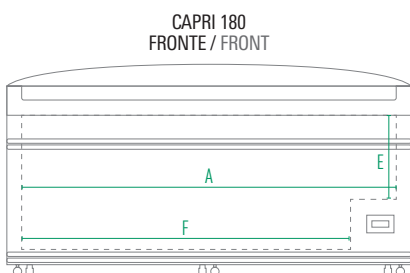


Regolatore elettronico e termometro digitale  
Electronic controller and digital  
thermometer



**Caratteristiche / Features**

Modello / Model	CAPRI 180	CAPRI 210
Temperatura / Temperature Range	-18 °C / -23 °C	-18 °C / -23 °C
Classe Climatica / Climate Class	3	3
Volume Netto-Lordo / Net-Gross Volume	Lt. 471 / 658	Lt. 698 / 912
Superficie Esterna / Body	Lamiera preverniciata con trattamento anticorrosione Prepainted sheet with anticorrosion treatment	Lamiera preverniciata con trattamento anticorrosione Prepainted sheet with anticorrosion treatment
Superficie Interna / Inner Liner	Alluminio martellato Embossed Aluminium	Alluminio martellato Embossed Aluminium
Termometro / Thermometer	Digitale / Digital	Digitale / Digital
Regolatore temperatura / Controller	Elettronico / Electronic	Elettronico / Electronic
Smart Link WiFi   Controllo remoto / Remote controller	Optional	Optional
Spessore isolamento / Insulation thickness	mm 65	mm 65
Sbrinamento / Defrost	Automatico Automatic	Automatico Automatic
Illuminazione / Lighting	Led	Led
Separatori N° / N° of separators	5	4
Piedi-Ruote / Feet-Rollers	6 Ruote - 6 piedini 6 Rollers - 6 feet	6 Ruote - 6 piedini 6 Rollers - 6 feet
Peso Netto-Lordo / Net Weight	Kg 118 / 140	Kg 146 / 171
Voltaggio / Voltage	V 220-240	V 220-240
Frequenza / Frequency	Hz 50	Hz 50
Refrigerante / Refrigerant	R290	R290
Assorbimento / Absorption	W 442	W 516
Consumo Energia / Energy Consumption	Kwh/24H 5,21	Kwh/24H 6,37


**Dimensioni mm / Dimensions mm**

Modello / Model	CAPRI 180	CAPRI 210
Dimensioni Esterne (LxPxH) External Dimensions (WxDxH)	1856 x 870 x 820	2106 x 870 x 925
Dimensioni Imballo (LxPxH) Packaging Dimensions (WxDxH)	1910 x 920 x 946	2160 x 920 x 1050

**Dimensioni Interne mm / Inner Dimensions mm**

A - Larghezza / Width	1720	1970
B - Profondità / Depth	730	730
C - Altezza / Height	616	720
E - Altezza Minima / Min. Height	386	490
F - Larghezza Minima / Min. Width	1510	1760

**Dimensioni Personalizzazione (LxH) mm / Sticker Dimensions (WxH) mm**

Lato sx / Side sx	855 x 522,5 / 627	855 x 627 / 731,5
Lato dx / Side dx	855 x 250 / 355	855 x 355 / 459,4
Frontale / Front	1917 x 523	2167 x 627

